

**Literacy and Numeracy Secretariat
Webcast Professional Learning Series**

**Non-Fiction Writing
Teacher Resources 1–7**

Contents

Teacher Resource 1 A.P.E. + Anchor Chart	2
Teacher Resource 2a Website Planning	3
Teacher Resource 2b Home Page Writing Checklist	4
Teacher Resource 3 PMI Chart.....	5
Teacher Resource 4 Weekly Reflection	6
Teacher Resource 5 Storyboard	7
Teacher Resource 6a Sample Mind Map: Creating an Ad	9
Teacher Resource 6b Mind Map Template	10
Teacher Resource 7 Placemat: Key Stages for the Writing Process	11

A.P.E. +

A – Answer:

In your opening sentence, respond to the opening question.

P – Proof:

Find statements from the text which support your opinion and quote them in your response.

Remember proper punctuation

E – Extend:

Add your own idea(s) to the response to fully explain your thinking.

+ – Conclusion:

Write a closing sentence to summarize or wrap up your response.



Teacher Resource 2b
Home Page Writing Checklist



Home Page Writing Checklist

- My title is clear and uses appropriate social studies vocabulary.
- My title uses interesting words or phrases to catch my reader's interest and communicate my feelings.
- My introduction provides important information about the main ideas of my region research (summary).
- I use descriptive words and phrases to make my introduction more interesting.
- I use appropriate and clear words for my navigation bar.
- I have included pictures that support my introduction and add interest.

Teacher Resource 3
PMI Chart

Pluses	Minuses	Interesting Ideas

Teacher Resource 4

Weekly Reflection

The weekly reflection is an opportunity for you to plan to achieve your academic/school goals.

WEEKLY REFLECTION

LAST WEEK'S GOAL: _____

EVALUATE STRATEGIES USED TO ACHIEVE GOAL:

1. _____

2. _____

NEXT WEEK'S GOAL(s): (MAKE GOALS SPECIFIC & CLEAR)

STRATEGIES TO ACHIEVE GOAL:

1. _____

2. _____

TEACHER COMMENTS:

PARENT\GUARDIAN COMMENTS: (RELATED TO STUDENT GOALS & STRATEGIES)

PARENT SIGNATURE

DATE RECEIVED AND READ

Teacher Resource 5
Storyboard



Storyboard

Names _____

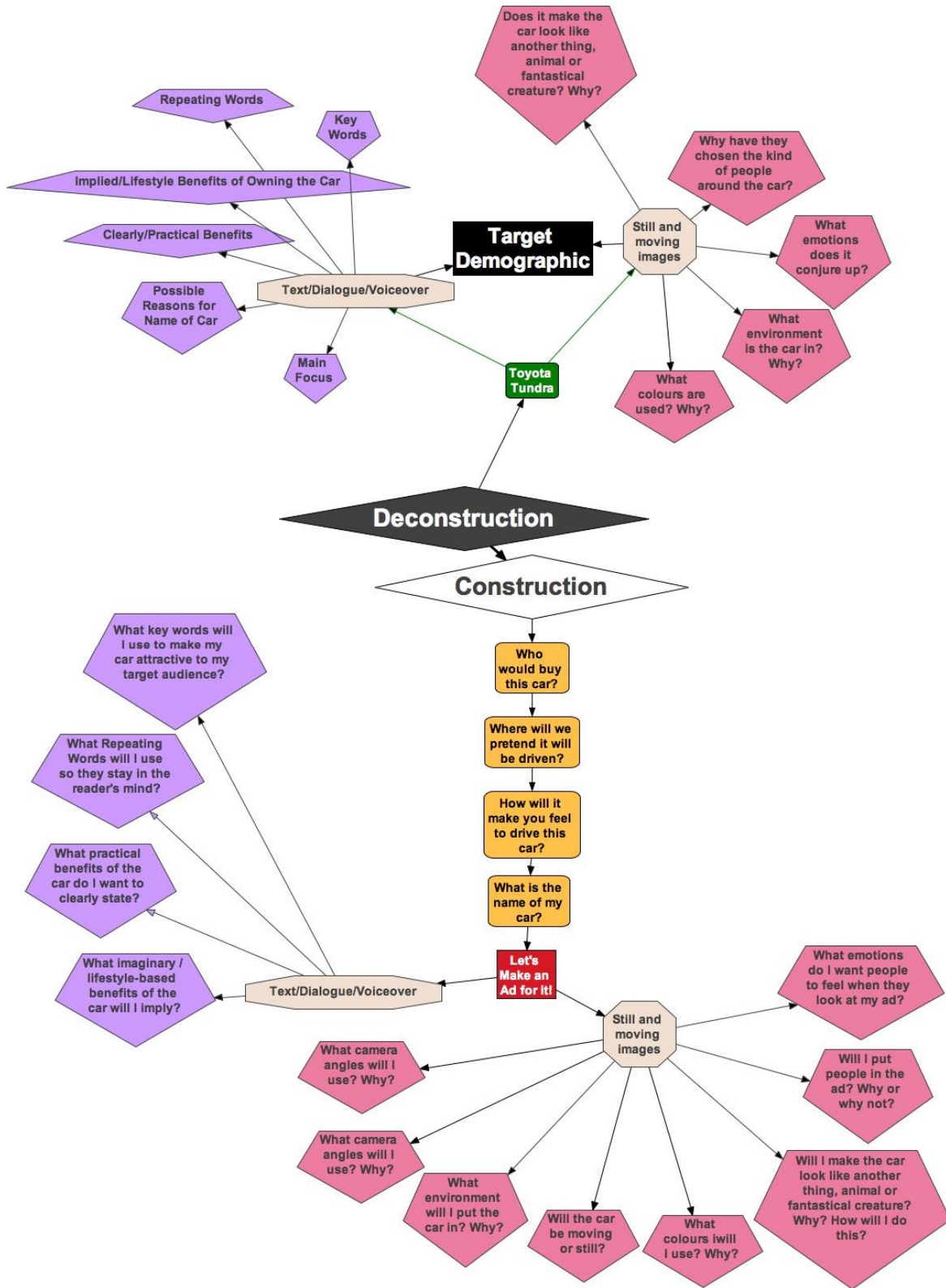
Date _____ Period _____



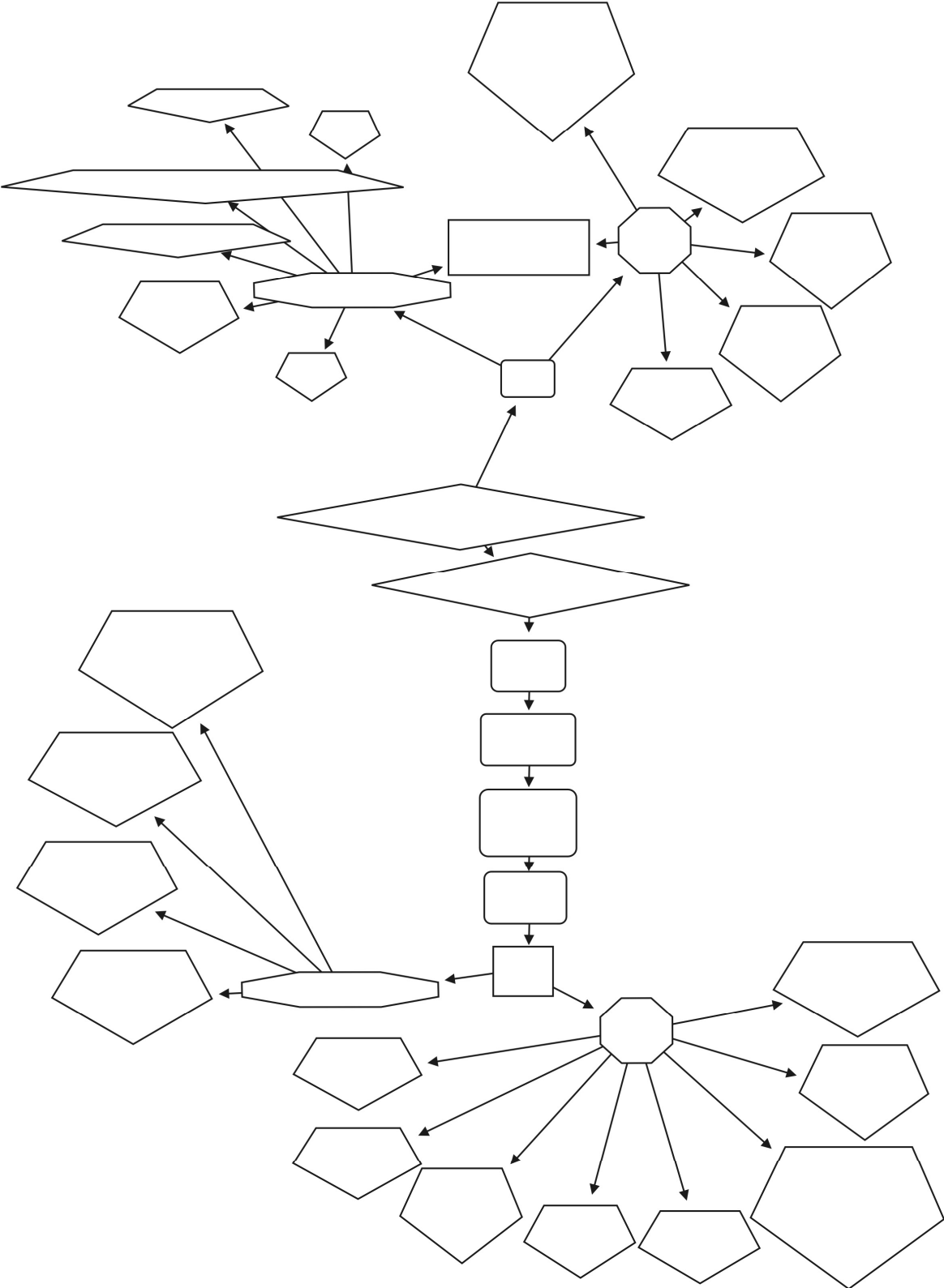


Teacher Resource 6a

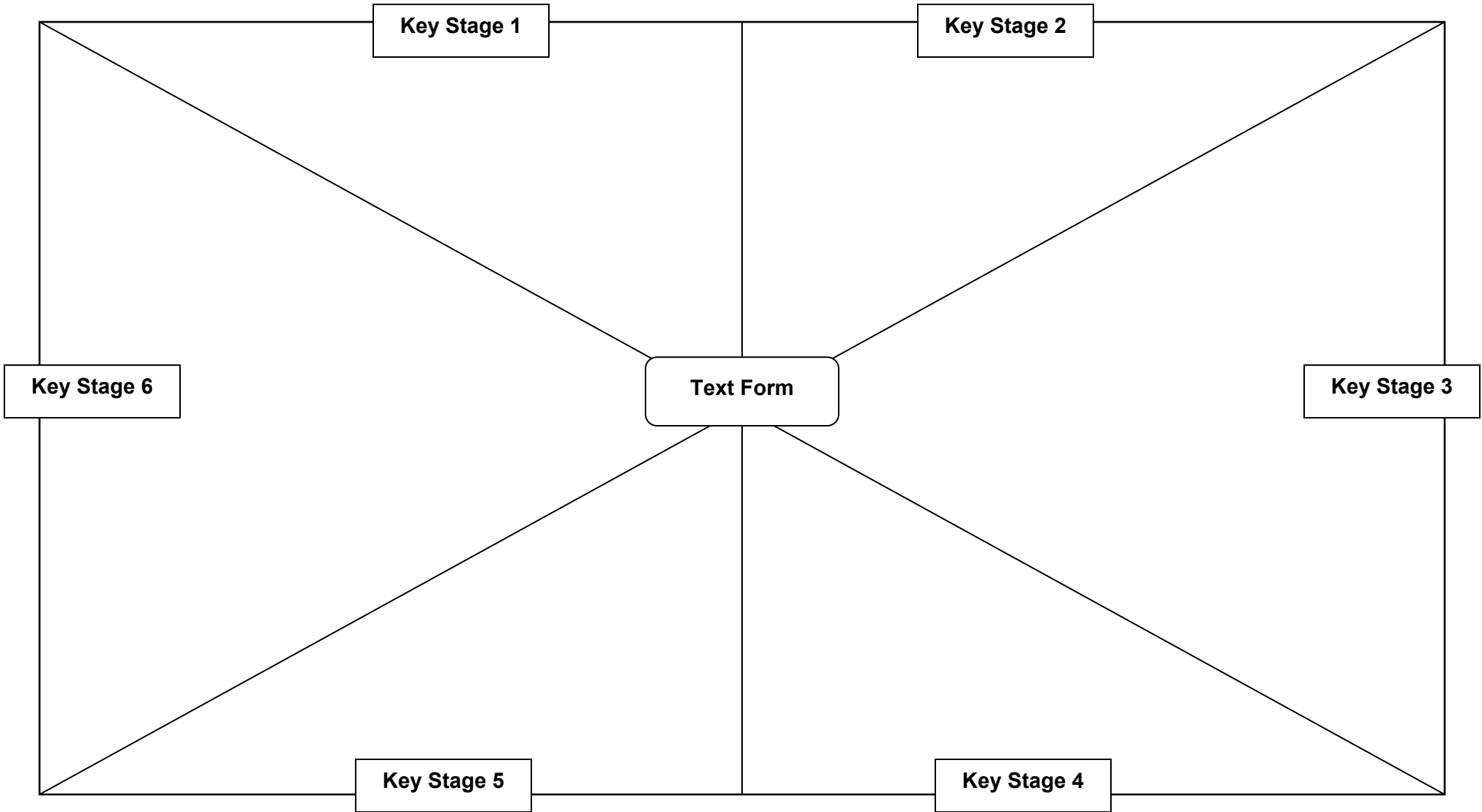
Sample Mind Map: Creating an Ad



Teacher Resource 6b
Mind Map Template



Teacher Resource 7
Placemat: Key Stages for the Writing Process



Sample Key Stages

Construction
Immersion

Revision
Research

Planning

Editing
Organizing

Deconstruction
Writing