


PART 3

First Day of School



© 2001 Gail Brant, Eileen Lucas, Laura Kearse, Sue Howard, Randee Dann, Roger Dann and Chris Vader

First Day of School

Story and Discussion

Share story with students. Use follow-up discussion questions to develop comprehension and oral language skills.

My Day

Discuss the friends' day at school. What did they do? Discuss students' days at school. Using blackline masters, have students complete the book about *My Day*.

Skills addressed: listening and speaking, comprehension, social, sequencing

Move Like

Discuss the ways that Ollie and all of his friends move. Elicit a variety of describing words for each friend. Practise each way. Using the blackline masters of the friends, have children move to music the way the friend in the picture you are displaying would move. Change the pictures often throughout the piece of music.

Investigate:

How fast can they move?

How slow can they move?

How quickly can they change from one friend's movements to another?

Skills addressed: listening and speaking, comprehension, social, gross motor

Mr. Heron

Using blackline master, create Mr. Heron.

Skills addressed: listening and speaking, comprehension, social, fine motor

Songs

Here We Are Together

(Traditional Song)

Oh here we are together, together, together.

Oh here we are together all sitting by the pond.

There's Ollie with Diana, and Diana with Sabrina , and Sabrina with Darci, and Darci with Filip, and Filip with Fredrick and Fredrick with Mr. Heron and Mr. Heron with Ollie. Oh here we are together all sitting by the pond.

Golden Rules

(Tune: Twinkle, Twinkle Little Star)

Ollie Otter went to school

There he learned the golden rule

Be good to your friends

And you will see

Sharing and caring is the way to be.

Ollie Otter went to school

There he learned the golden rule

Down By the Pond

(Tune: Down By the Station)

Down by the pond

Early in the morning

See the little fish jump into the bowl

See Darci Duck

Waddle down the pathway

Quack, Quack

Glug, Glug

Off to School they go.

Which Friend

(Tune: Mary Had a Little Lamb)

Which friend has a vest and swims,
has a vest and swims
has a vest and swims?
Which friend has a vest and swims?
Stand up if you know.

Which friend is brown and spins,
brown and spins
brown and spins?
Which friend is brown and spins?
Stand up if you know

Which friend flies and quacks,
flies and quacks
flies and quacks?
Which friend flies and quacks?
Stand up if you know

Which friend flutters around,
flutters around
flutters around?
Which friend flutters around?
Stand up if you know.


Which friend slithers as she moves,
slithers as she moves
slithers as she moves?
Which friend slithers as she moves?
Stand up if you know.

Which friend croaks and hops along the ground,
hops along the ground
hops along the ground?
Which friend croaks and hops along the ground?
Stand up if you know.




First Day at School - Discussion Questions

1. Why had Ollie and his family slept in?
2. Have you ever been late for something? How did it make you feel?
3. How did Ollie feel about going to school late?
4. What had Ollie and his Mom done the night before to get ready for school?
5. What are some things you do to get ready for school? (At night, or in the morning)
6. How did Ollie feel when he didn't see any of his friends on his way to school?
7. How does your school check to make sure you are alright? (Takes attendance, phones home if you are away and no one has called the school)
8. How did Ollie's friends feel when he arrived at school?
9. What things did Ollie do at school? What things do you do at school?
10. How did Ollie feel after his first day at school?

My Day




Name: _____



At the end of the day, I go home.

Schedule Pictures




reading




reading buddies



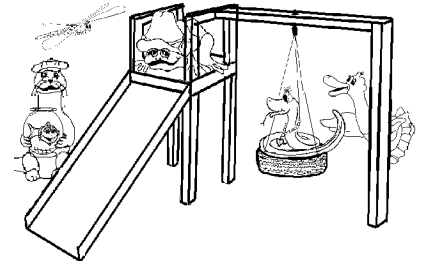
circle time




gym



seat work



recess



activity time

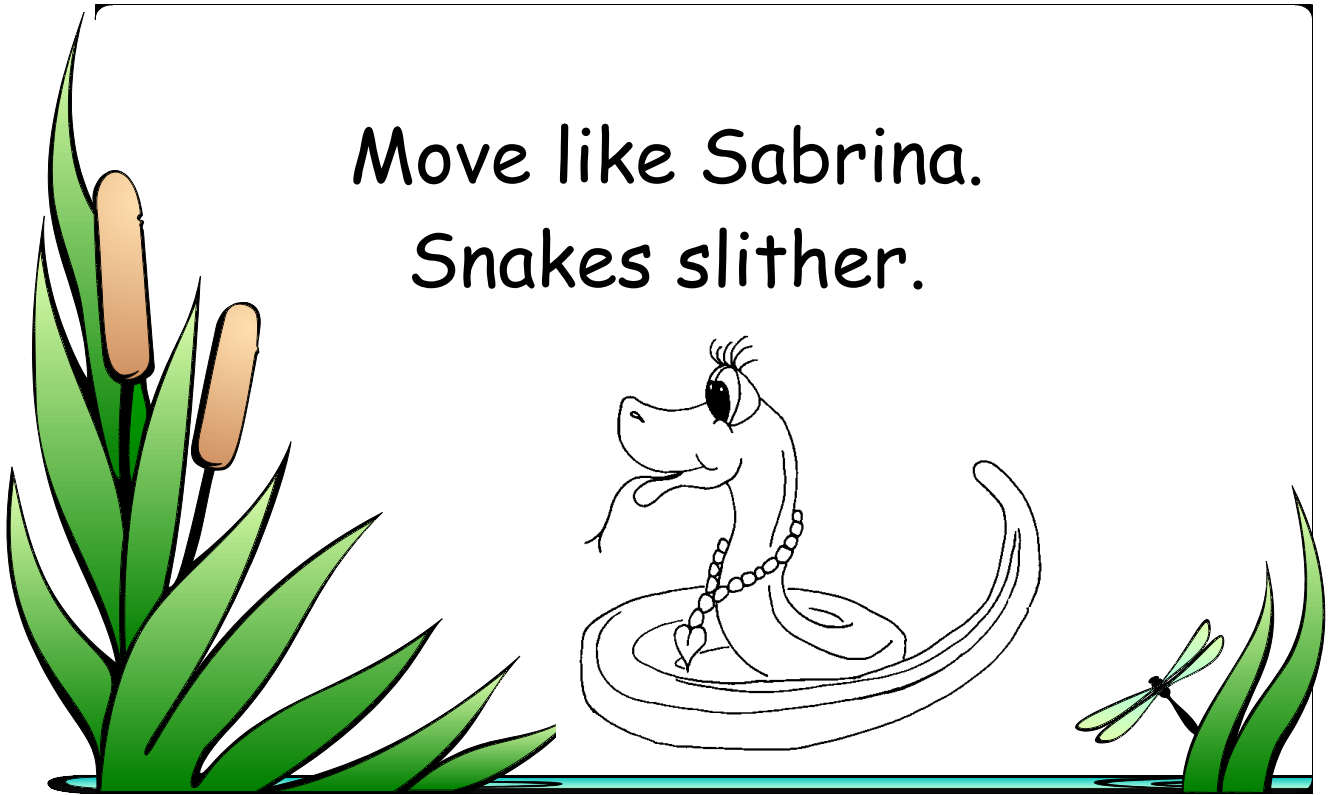


lunch/snack




home time

Move like Sabrina.
Snakes slither.




Move like Diana.
Dragonflies flutter as they fly.




Move like Ollie.
Otters turn and glide.



Move like Fredrick.
Frogs jump and leap.



Move like Mr. Heron.
Heronsoar gracefully.




© 2001 Gail Brant, Eileen Lucas, Laura Kearse, Sue Howard, Rande Dann, Roger Dann and Chris Vader

Mr. Heron

Materials

- ┌ Paper
- ┌ Scissors
- ┌ Glue
- ┌ Black Yarn/pipe cleaner
- ┌ 2 yellow Pom Poms
- ┌ Tag board



Directions:

1. Copy the pattern onto tag board.
2. Cut out the head strip. Glue the end of the strip together.
3. Cut out the wing - make several cuts close together on each end.
4. Colour the beak, cut it out, fold it in half to make a triangle. Glue in place.
5. For body, glue the end of the strip of paper together.
6. Glue head, wing, and body together.
7. Attach the legs.

Another Variation:

Use construction paper of different lengths, 11", 9", 8", and 4". Children make their own faces.

Pattern for Mr. Heron




Beak


.

Head

.



Wing



Body

